

# LMP 808

## Detachable Plastic Probe

Stainless Steel Sensor

accuracy according to EN IEC 62828-2:  
standard: 0.35 % span  
option: 0.25 % span



### Nominal pressure

from 0 ... 1 mH<sub>2</sub>O up to 0 ... 100 mH<sub>2</sub>O

### Output signals

2-wire: 4 ... 20 mA

3-wire: 0 ... 20 mA / 0 ... 10 V

others on request

### Special characteristics

- ▶ diameter 35 mm
- ▶ detachable cable assembly from probe head
- ▶ excellent linearity
- ▶ small thermal effect

### Optional versions

- ▶ SIL 2 (Safety Integrity Level) according to IEC 61508 / 61511
- ▶ mounting accessories e.g. mounting flange and terminal clamp of stainless steel
- ▶ different kinds of cables and elastomers
- ▶ prepared for mounting with protecting pipe Ø 25 mm

The **LMP 808 plastic submersible probe** offers an excellent balance between performance and cost. Its core sensing element is a high-precision piezoresistive stainless steel sensor, capable of measuring from as low as **0 ... 1 mH<sub>2</sub>O**, embedded in a chemically resistant plastic housing. This combination ensures reliable operation in water, wastewater, fuels, and oils, while significantly reducing overall cost compared to full stainless steel designs.

The **detachable cable assembly** enables the probe head to be replaced quickly, minimising maintenance time and simplifying stock management.

A variety of cable and seal materials are available to ensure compatibility with different substances.

### Preferred areas of use are



#### Water / filtrated sewage

ground water level measurement  
storm water systems  
drinking water system  
water treatment plants



#### Fuel / Oil

fuel storage  
tank farm  
biogas plants  
process water recycling





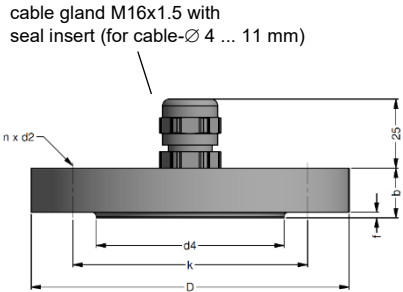


# LMP 808

Detachable Plastic Probe

Technical Data

Miscellaneous		
Option cable protection (on request)	prepared for mounting with PP-H pipe $\varnothing$ 25 mm; available as compact product (standard: pipe with a total length up to 2 m possible)	
Current consumption	signal output current: max. 25 mA signal output voltage: max. 7 mA	
Weight	approx. 400 g (without cable)	
Ingress protection	IP 68	
CE-conformity	EMC Directive: 2014/30/EU	
Wiring diagrams		
<p>2-wire-system (current)</p>	<p>3-wire-system (current / voltage)</p>	<p>M12x1 (4-pin)</p>
Pin configuration		
Electrical connection	Binder serie 723 <sup>5</sup> (4-pin)	cable colours (DIN 47100)
Supply +	3	wh (white)
Supply -	4	bn (brown)
Signal + (only 3-wire)	1	gn (green)
Shield	2	gn/ye (green / yellow)
<sup>5</sup> in detached version		
Dimensions (in mm)		
<p><b>standard</b></p>	<p><b>option</b></p>	
standard	protection cap removable	probe head detached from cable assembly

### Accessories

Mounting flange with cable gland		
<b>Technical data</b>		
Suitable for	all probes	
Flange material	stainless steel 1.4404 (316L)	
Material of cable gland	standard: brass, nickel plated on request: stainless steel 1.4305 (303); plastic	
Seal insert	material: TPE (ingress protection IP 68)	
Hole pattern	according to DIN 2507	
<b>Version</b>	<b>Size (in mm)</b>	<b>Weight</b>
DN25 / PN40	D = 115, k = 85, b = 18, n = 4, d = 14	1.4 kg
DN50 / PN40	D = 165, k = 125, b = 20, n = 4, d = 18	3.2 kg
DN80 / PN16	D = 200, k = 160, b = 20, n = 8, d = 18	4.8 kg
<b>Ordering type</b>		<b>Ordering code</b>
DN25 / PN40 with cable gland brass, nickel plated		5000275
DN50 / PN40 with cable gland brass, nickel plated		5000278
DN80 / PN16 with cable gland brass, nickel plated		5000279
<b>Cable clamp</b>		
<b>Technical Data</b>		
Suitable for	all probes with cable $\varnothing$ 5.5 ... 10.5 mm	
Material	standard: steel, zinc plated optionally: stainless steel 1.4301 (304)	
Weight	approx. 160 g	
<b>Ordering type</b>		<b>Ordering code</b>
Terminal clamp, of steel, zinc plated		1003440
Terminal clamp, of stainless steel 1.4301 (304)		1000278
<b>Display program</b>		
<p><b>CIT 200</b> Process display with LED display</p> <p><b>CIT 250</b> Process display with LED display and contacts</p> <p><b>CIT 300</b> Process display with LED display, contacts and analogue output</p> <p><b>CIT 350</b> Process display with LED display, bargraph, contacts and analogue output</p> <p><b>CIT 400</b> Process display with LED display, contacts, analogue output and Ex-approval</p> <p><b>CIT 600</b> Multichannel process display with graphics-capable LC display</p> <p><b>CIT 650</b> Multichannel process display with graphics-capable LC display and datalogger</p> <p><b>CIT 700</b> Multichannel process display with graphics-capable TFT monitor, touchscreen and contacts</p> <p><b>PA 440</b> Field display with 4-digit LC display</p> <p>For further information please contact our sales department or visit our homepage: <a href="http://www.bdsensors.com">http://www.bdsensors.com</a></p>		
		
		

## Ordering code LMP 808

30.04.2026

LMP 808

□	□	□	-	□	□	□	□	-	□	-	□	-	□	□	□	-	□	□	□
---	---	---	---	---	---	---	---	---	---	---	---	---	---	---	---	---	---	---	---

<b>Pressure</b>																				
in bar		4	1	0																
in m H <sub>2</sub> O		4	1	1																
<b>Input</b>	<b>[mH<sub>2</sub>O]</b>	<b>[bar]</b>																		
	0 ... 1	0 ... 0,1			1	0	0	0												
	0 ... 1,6	0 ... 0,16			1	6	0	0												
	0 ... 2,5	0 ... 0,25			2	5	0	0												
	0 ... 4	0 ... 0,4			4	0	0	0												
	0 ... 6	0 ... 0,6			6	0	0	0												
	0 ... 10	0 ... 1			1	0	0	1												
	0 ... 16	0 ... 1,6			1	6	0	1												
	0 ... 25	0 ... 2,5			2	5	0	1												
	0 ... 40	0 ... 4			4	0	0	1												
	0 ... 60	0 ... 6			6	0	0	1												
	0 ... 100	0 ... 10			1	0	0	2												
<b>Customer</b>					9	9	9	9												
<b>Housing material</b>																				
PP-H								R1												
<b>Diaphragm material</b>																				
Stainless steel 1.4435 (316 L)								1												
<b>Output</b>																				
4 ... 20 mA / 2-wire																				1
0 ... 20 mA / 3-wire																				2
0 ... 10 V / 3-wire <sup>3</sup>																				3
0 ... 5 V / 3-wire <sup>3</sup>																				4
4 ... 20 mA / 3-wire																				7
SIL2, 4 ... 20 mA / 2-wire																				1S
<b>Customer</b>																				9
<b>Seals</b>																				
Viton (FKM)																				1
EPDM																				3
<b>Customer</b>																				9
<b>Electrical connection</b>																				
Without cable part																				0
PVC - cable (grey, Ø 7,4 mm, price for 1 m) <sup>1</sup>																				1
PUR - cable (black, Ø 7,4 mm, price for 1 m) <sup>1</sup>																				2
FEP - cable with PTFE sheath (black, Ø 7,4 mm, price for 1 m) <sup>1</sup>																				3
<b>Customer</b>																				9
<b>Accuracy</b>																				
0,5 % (P <sub>N</sub> ≤ 0,4 bar)																				5
0,35 % (P <sub>N</sub> > 0,4 bar)																				3
0,25 % (P <sub>N</sub> > 0,4 bar)																				2
0,5 % including Calibration Certificate (P <sub>N</sub> ≤ 0,4 bar)																				T
0,35 % including Calibration Certificate (P <sub>N</sub> > 0,4 bar)																				S
Measured values table for accuracy 0,35 %																				M
<b>Customer</b>																				9
<b>Cable length</b>																				
in m																				9 9 9
<b>Special version</b>																				

Standard	0	0	0
Prepared for mounting with protecting pipe Ø 20 mm <sup>2</sup>	1	0	6
Customer	9	9	9

**Accessories for submersible transmitter**

Cabel part (4-pin) + price for cabel in m	5032954
Terminal clamp - zinc plated	1003440
Terminal clamp - stainless steel 1.4301	1000278
Mounting screw PG16 - plastic	5002200

0,-...without additional charge On request...in accordance with the producer

Surcharges for calibration are not subject to any discounts. Subject to change.

This document contains the specification for ordering the product;

detailed technical parameters of the product and its possible variants are given in the data sheet.

BD SENSORS reserves the right to change sensor specifications without further notice.

1 cable with integrated ventilation tube for atmospheric pressure reference

2 pipe is not part of the supply

3 maximum length of PVC cable – 25 m, PUR, FEP, TPE – 40 m